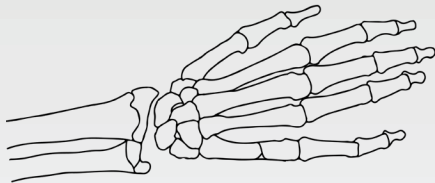


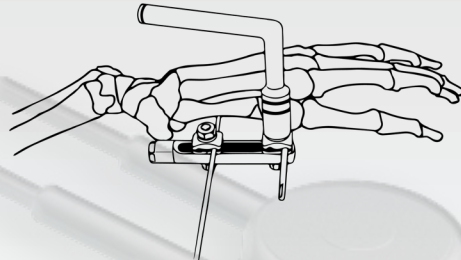
SURGICAL TECHNIQUE

METACARPAL FRACTURE

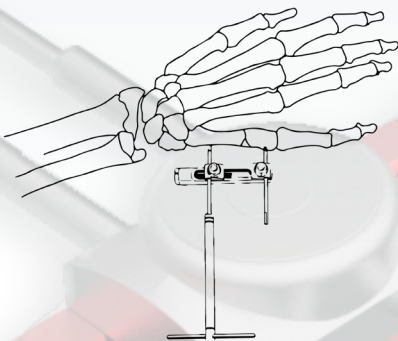
1. Insert the first screw ($\varnothing 2.3/2.0$) on the closets MCP joint. Screw must be penetrated far cortex by 1mm.



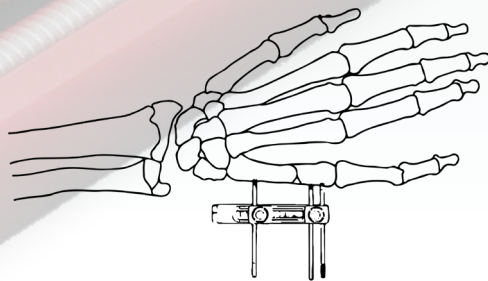
2. Put the clamp over the first screw and locate it 5-10mm distance from skin surface. After deciding the second pin site, lock the first clamp with a wrench.



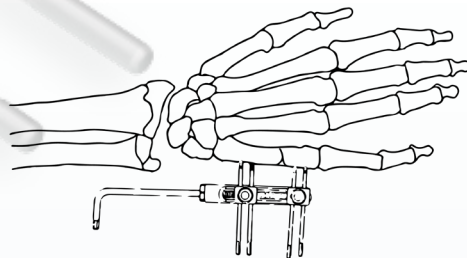
3. Insert the second screw on the second clamp.



4. Unlock the first clamp, and insert the third screw on the first clamp. Then tighten the first clamp finally.



5. Insert the fourth screw on the second clamp. Lock the second clamp by turning L-wrench. Compression and/or distraction on the fracture sites can be applied by the operator.



20855 Northeast 16th Avenue, Suite C15
Miami, FL 33179



www.hnmmedical.com



1.866.291.8498 - 1.888.608.9788



Info@hnmmedical.com